

# 2024-2025 Annual Report



Founded in 2022, Lorain Preparatory High School offers a comprehensive college preparatory program, rooted in the principles of Leadership, Professionalism, Honor, and Service. The school provides a secure campus and cultivates a welcoming, family-like atmosphere, with a dedicated staff that prioritizes open communication with families. Students benefit from an on-site MakerSpace, which supports hands-on, project-based learning, as well as opportunities in Career

Technical Education (CTE) to prepare for future careers. They can also earn college credit through Lorain Community College. Students can customize their high school experience by selecting from a variety of electives, clubs, and sports.

**Our Mission:** To provide all students with a content-rich, academically challenging education with a well-defined, sequential curriculum in a safe, orderly, disciplined environment.

## Board Chair

Pastor Terrance Bivins

## Board Members

David Arredondo | Dr. Robert Thomas III

Anthony Alto | Todd Kubasek

Kimberly Bartlett | Marcelo Torres

## Authorizer

St. Aloysius Orphanage

## Fiscal Officer

Dave Massa

## Principal

Shatela Evans

## Regional VP

Megan Wilson

## Grades Served

9-12

## Students Served

104

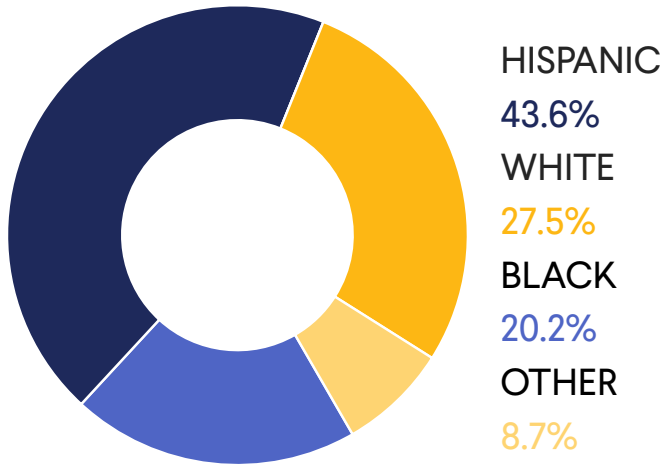
## School Year Opened

2022-2023



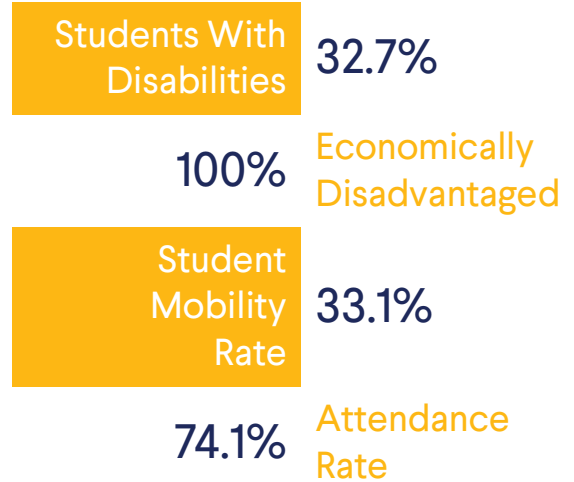
# 2024-2025 Annual Report

## Student Demographics



NOTE: If Enrollment is less than 10, results are Not

## Special Populations



## Progress towards Goals

ELA percent proficient has decreased from 2024 from 15.4% to 13.8% in 2025. Increases were seen in other EOC exams, including American US Government and American US History.

From 2024 to 1015, attendance increased by 3%, Chronic Absenteeism decreased by 7 percentage points, and Discipline occurrences decreased by 48%.

## Our Academic Goals

- #1 By 2027, we will improve the performance of All Students by increasing English Language Arts proficiency on the End-of-Course Exam by 60%.
- #2 By 2027, we will improve the performance of All Students by increasing Attendance by 10%.

## State Report Card

Performance Index Score 46.1	Overall Rating ★★
Achievement Component ★	Early Literacy Component NC
Progress Component ★	Gap Closing Component ★★

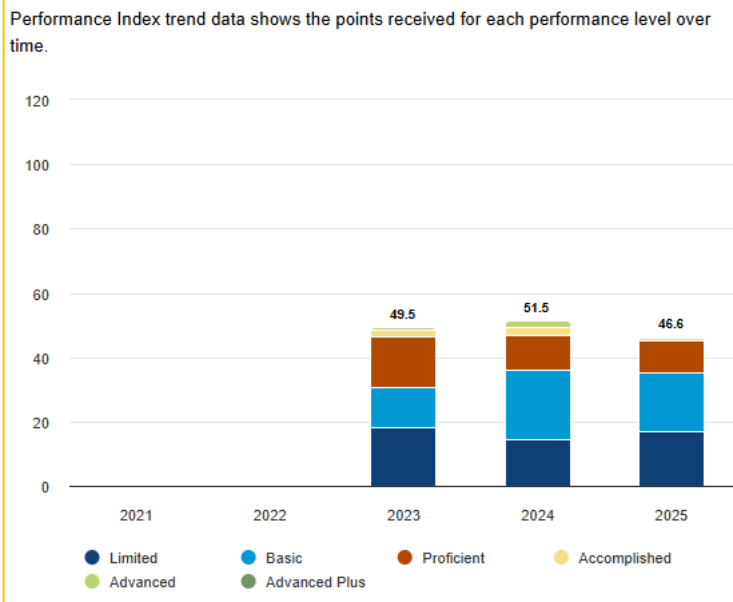


# 2024-2025 Annual Report

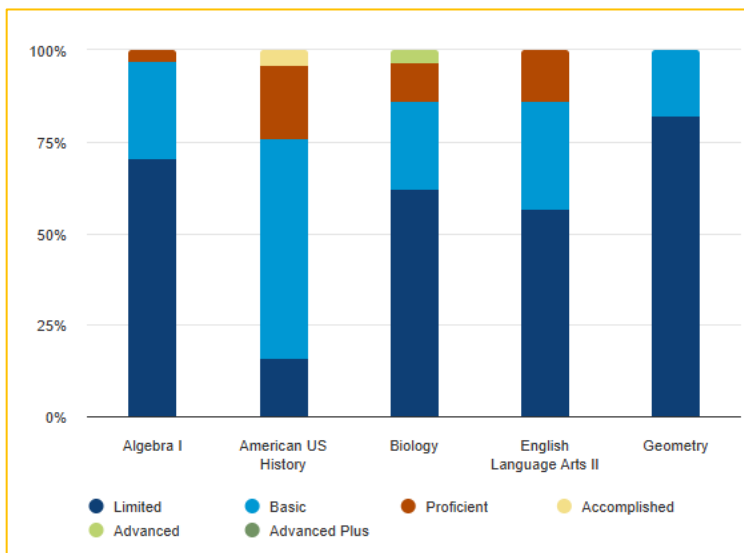


## OUR HIGHLIGHTS

### Performance Index Trend



### Proficiency Level by Subject



- Hosted a Summer Credit Recovery Program
- Graduated the school's first senior class with a 100% Graduation Rate
- Had a Junior earn a composite score of 24 on the ACT - state average is 19
- 11 Students earned Rise Up Industry Credentials as a part of the school's CBI/CTE initiative
- Partnered with El Centro for the Escalera Financial Literacy Program
- Sent three students to the ACCEL ACES program to learn about careers in the IT profession
- Developed a Student Marketing Internship Team
- School Dances
- Student Council
- Extracurricular Activities and Clubs
- After School Tutoring
- Perfect Attendance Awards
- Field Trips
- Back to School Party
- Community Culture Events
- Freshman Camp

# 2024-2025 Annual Report



## Financial Data:

State Sources	1,438,183
Federal Sources	207,859
Local Sources	2,802
<b>Total Revenue</b>	<b>\$1,648,843</b>

Salary & Wages	603,652
Employee Benefits	190,040
Purchased Services	869,129
Supplies & Materials	71,166
Capital Outlay	-
Other Expenses	23,260
<b>Total Expenses</b>	<b>\$1,757,247</b>

(1) Numbers in \$M

(2) At the time of publication, 2025 fiscal year data was not available from the Ohio Auditor of State. For updated information visit: [www.auditor.state.oh.us](http://www.auditor.state.oh.us)



## Sponsor Statement:

*A sponsor statement will not be provided or included in the school's annual report since this requirement was repealed with SB 168 that takes Effect in October.*